


NEW E-Torch™

For Thermo Scientific® PRO Series ICP-OES

Engineered from advanced materials, the E-Torch™ delivers high performance and reliability, with precisely engineered inter-component geometry enhancing versatility across a wide range of sample types. Its interchangeable injectors (Quartz, Ceramic, Sapphire) and universal ball joint compatibility enable high adaptability. The optional all ceramic tube set supports HF, Organic and high TDS applications, while the demountable tube assembly simplifies maintenance and allows oven cleaning of carbon deposits—ensuring consistent analytical performance with reduced operating costs.

E-Torch for Thermo Scientific® PRO DUO



Features & Benefits

- **Made from Advanced Materials:** For exceptional chemical resistance and long-term durability.
- **Interchangeable Injectors:** Choose between Quartz, Alumina, or Sapphire injectors for optimal performance across all sample types.
- **Universal Compatibility:** Connects seamlessly with standard ball joint spray chambers.
- **Performance You Can Trust:** Designed to maintain consistent analytical quality and reliability.
- **Precision Annular Spacing:** Superior control of the annular spacing which is critical to plasma stability.
- **All Ceramic Tube Set (Optional):** For HF, Organic and high TDS sample applications.
- **Simplified Maintenance:** Our user-friendly plasma tube set and injector retainers maintain precise alignment while simplifying maintenance. Carbon deposits can be easily removed through oven cleaning, reducing service time and maintenance effort.
- The Thermo E-Torch PRO (DUO and Radial) are both supplied with a Quartz Injector 2.0mm.
- E-Torch is compatible with S13 Spray Chambers. For S19 Spray Chambers, a Ball Joint S19 Adaptor is available upon request.



E-Torch for Thermo Scientific® PRO DUO

E-Torch for Thermo Scientific® PRO Radial

ASIA PACIFIC

6 Central Boulevard,
Port Melbourne, VIC,
3207, Australia
+61 3 9320 1111
enquiries@geicp.com
www.geicp.com

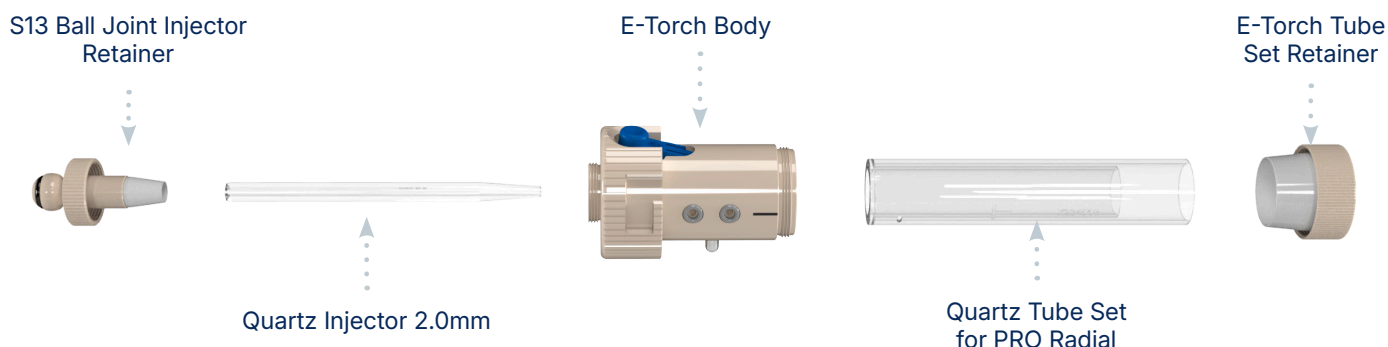
AMERICAS

31 Jonathan Bourne
Drive, Unit 7, Pocasset,
MA 02559, USA
800 208 0097
geusa@geicp.com
www.geicp.us

EUROPE

Friedenbachstrasse
9, 35781 Weilburg,
Germany
+49 6471 3778517
gegmbh@geicp.com
www.geicp.de

E-Torch for Thermo Scientific® PRO Radial



Ceramic Tube Set

Using an all ceramic tube set on your ICP torch produces a hotter, more robust plasma, which reduces matrix effects and improves detection limits. Compared to a quartz tube set, the ceramic tube set has a much longer lifetime, greatly reducing maintenance, cleaning and downtime due to torch failure. In some sample matrices, quartz tube sets can degrade in hours while the ceramic tube sets may last years under the same conditions.

The Ceramic Tube Set is ideal for:

- Analyses at the detection limit as the hotter plasma increases sensitivity.
- Monitoring of wear metals in engine oils, as quartz tube sets often suffer cracking and shortened lifetimes due to thermal shock.
- Analysis of fusion samples where the lithium salts rapidly attack quartz.
- Measuring high TDS samples that will quickly devitrify the quartz tube.

Below is a comparison of Quartz Tube Set to Ceramic Tube Set:

| Element | % Increase in Sensitivity | %RSD |
|------------|---------------------------|------|
| Zn (213) λ | 17% | 0.36 |
| Ni (231) λ | 19% | 0.57 |
| Mn (257) λ | 14% | 0.52 |




*Various injector sizes available upon request



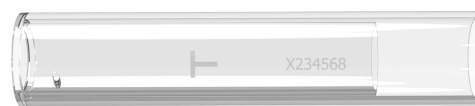
Ceramic Tube Set for PRO DUO



Quartz Tube Set for PRO DUO



Ceramic Tube Set for PRO Radial



Quartz Tube Set for PRO Radial

Visit the E-Torch for Thermo Scientific PRO ICP-OES landing page for ordering information.

[Click here >](#)

For more information, contact your regional Glass Expansion office or visit us online.

Disclaimer: All listed product and company names are trademarks™ or registered trademarks® of their respective owners. Use of them does not imply any affiliation with or endorsement by them.